


NINTENDO'S SECRET PLANS TO ENCODE SUPER NES CARTS!

A SENDAI PUBLISHING GROUP PERIODICAL

SUPER NES BUYER'S GUIDE



**SNES
PREVIEWS
DRACULA
FATAL FURY 2
R-TYPE 3 • Y'S 4
ART OF FIGHTING
MARIO IS MISSING
TUFF E NUFF • BUSBY
SUPER 2020 BASEBALL**

**\$3.95/\$4.95 Canada
Volume 3, Number 3**



**THE DEADLIEST GAME:
ALIENS VS. PREDATOR**

SUPER NES PREVIEWS

ALIENS VS. PREDATOR

START GAME

PUBLISHER ACTIVISION

AVAILABLE JULY

THEME ACTION

MEGABITS 8

PLAYERS 1

DIFFICULTY MODERATE

LEVELS 10

% COMPLETE 95%

OPTIONS

At the start screen you can press select to enter the configure mode. Here you can select from number of lives, continuues, controller, music and other sound effects.

CONTROLLER

Pad: Move
 Predator
 Select: N/A
 Start: Pause
 A: N/A
 B: Jump
 X: Laser
 Y: Special
 R: Slide right
 L: Slide Left



Control is definable and responds well with its varied attack and techniques.

STORY

A colony on Vega 4 was working on a new subway tunnel when they uncovered a group of dormant eggs. What hatched was a dangerous parasitic life-form. A distress call was sent out and was received by more than the Earth base. The Predator picked up the signal and sensed a bigger hunt was at hand!

TONS OF CINEMA GORE AND MORE!



POWER-UPS

RHYNTH MEAT



Small energy increase.

PETRA MEAT



Gives complete energy restore.

INVISIBILITY



Invisibility for 15 seconds.

BLUE BOTTLE



Gives moderate energy increase.

TOOLS/MOVES OF THE TRADE

LASER



Many levels of fire; it's special.

SLIDE



Attack low foes or trip enemies.

SPIN KICK



Hits enemies on all sides.

INVISIBILITY



Can't be seen, attack is easier.

JUMP KICK



An aerial attack for high foes.

SPEAR



Retractable throwing spear.

DISC



Razor sharp throwing disc.

STAB



Slice with wrist knife.



LEVEL 5




LEVEL 1



The first level is a good practice ground for your offensive techniques. Learn what moves work best on each type of alien while the pace is still slow.

LEVEL 4



As you ride the elevator choose a side to avoid being caught in the middle. It will stop on each platform.

LEVEL 2



The ledges are small here; learn to fight in a tight spot.



Pick a side to fight on or get trapped in the middle.



Get close to these spitters to attack in a flurry.

LEVEL 3



Watch the ground for rampaging chest-busters.




Wait for these jumpers to land and then nail them.



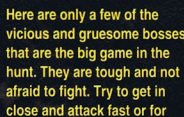
When foes stack up, use a slide to wipe them out.

BEASTLY ALIEN BOSSES ABOUND!



BOSS ONE

This monster will attack and dive below, learn its pattern.



BOSS TWO

With its tough charge and small area, this one is deadly.



BOSS THREE

Continuously slide to destroy the chest-busting horde.



BOSS FOUR

Attack this aerial alien when it swoops or jump kick it.



BOSS FIVE

Watch out for the big squeeze from this boss.

